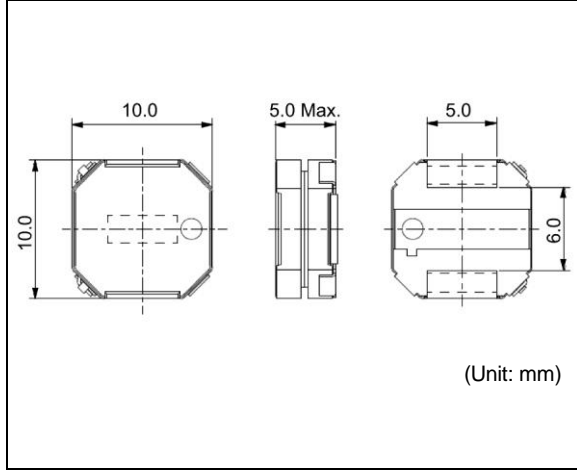
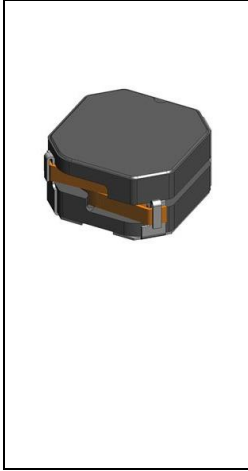


DEM10050C

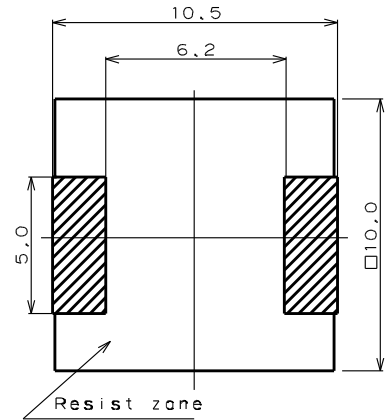
RoHS

REACH

Inductance Range: 1.5~33μH



Recommended patterns
推荐焊盘尺寸



(Unit: mm)

FEATURES 特点

- 10.3× 10.3mm Max. square, 5.0mm Max. height.
- Magnetically shielded construction, low magnetic flux leakage from top of coil
- Low DC resistance for using flat wire
- Suitable for large currents.
- Operating temperature (-40~+85°C)
- 最大10.3×10.3毫米的平面，最大高度5.0毫米
- 磁性屏蔽结构和低直流电阻
- 采用平角线、低直流电阻
- 适合大电流
- 使用温度范围：-40 ~ +85°C

STANDARD PART NUMBERS 标准零件号码

TYPE DEM10050C (Quantity/reel; 500 PCS)

零件号码	电感值 ⁽¹⁾	公差	最大直流电阻 ⁽²⁾ (典型)	最大电感值减小电流 ⁽³⁾ (典型)		最大温度上升电流 ⁽³⁾ (典型)
Part Number	Inductance ⁽¹⁾ (μH)	Tolerance (%)	DC Resistance ⁽²⁾ (mΩ)Max.(Typ.)	Inductance Decrease Current ⁽³⁾ (A) Max. (Typ.)		Temperature Rise Current ⁽³⁾ ΔT=40°C (A) Max. (Typ.)
				ΔL/L=10%	ΔL/L=30%	
1274AS-H-1R5N=P3	1.5	±30	7.7 (6.4)	11.5 (15.3)	15.3 (20.4)	8.9 (10.5)
1274AS-H-2R2N=P3	2.2	±30	9.6 (8.0)	9.4 (12.5)	12.6 (16.8)	8.0 (9.5)
1274AS-H-3R3N=P3	3.3	±30	11.4 (9.5)	8.0 (10.6)	10.8 (14.4)	7.4 (8.7)
1274AS-H-4R7N=P3	4.7	±30	13.5 (11.2)	7.1 (9.4)	9.5 (12.7)	6.7 (7.9)
1274AS-H-5R6N=P3	5.6	±30	18.3 (15.2)	6.2 (8.2)	8.3 (11.1)	6.3 (7.5)
1274AS-H-6R8N=P3	6.8	±30	21.3 (17.7)	5.6 (7.5)	7.5 (10.0)	5.4 (6.4)
1274AS-H-8R2M=P3	8.2	±20	26.4 (22.0)	5.3 (7.1)	6.8 (9.1)	4.8 (5.6)
1274AS-H-100M=P3	10	±20	30.4 (25.3)	4.6 (6.1)	6.2 (8.2)	4.4 (5.2)
1274AS-H-150M=P3	15	±20	42.3 (35.2)	3.7 (4.9)	5.1 (6.8)	3.9 (4.6)
1274AS-H-220M=P3	22	±20	68.1 (56.7)	3.1 (4.1)	4.2 (5.6)	2.9 (3.4)
1274AS-H-330M=P3	33	±20	93.6 (78.0)	2.6 (3.5)	3.5 (4.7)	2.5 (3.0)

(1) Inductance is measured with a LCR meter 4284A(Agilent Technologies) or equivalent. Test frequency at 100kHz

(2) DC resistance is measured with 34420A (Agilent Technologies) or 3541(HIOKI). (Reference ambient temperature 25°C)

(3) Maximum allowable DC current is that which causes a 30% inductance reduction from the initial value, coil temperature to rise by 40°C, whichever is smaller. (Reference ambient temperature 20°C)

(1) LCR仪表4284A (Agilent技术)或者功能相同的仪器在100kHz下测试电感值。

(2) 通过数码万用表34420A (Agilent技术) 或者3541(HIOKI)测试直流电阻。(环境温度为25°C)

(3) 允许最大直流电的范围是以下两者中比较小的一个：引起电感值从最初值降低30%，或者线圈温度升高40°C。(参考周围环境温度20°C)。